

ALBANY POLICE DEPARTMENT CRIME ANALYSIS

“Combating Crime and Protecting Lives”

Prepared By the Crime Analysis Unit of The Albany Police Department

****These numbers may be updated from month to month as records updates occur****

2015

Month of July

Distribution: CITY MANAGER, ASST. CITY MANAGERS

CHIEF OF POLICE
DEPUTY CHIEF - INVESTIGATIVE
DEPUTY CHIEF – UNIFORM
DEPUTY CHIEF – SUPPORT SERVICES
MAJOR - INTERNAL AFFAIRS
INVESTIGATIONS CAPTAINS
UNIFORM CAPTAINS
ACCREDITATION MANAGER

SPECIAL OPERATIONS CAPT.
FAMILY PROTECTION
RECORDS SUPERVISOR
PLANNING & RESEARCH
TRAINING SUPERVISOR
CHIEF’S ADMIN ASSISTANT
SUPPORT SERVICES LT

***Information Included in this Report Reflects
Compliance with UCR Reporting Standards**

The information contained in this report is primarily raw data until calendar year reporting.

Please contact David Sparks, APD Crime Analyst for questions regarding this report @ 431-2878.

Monthly Part I Crimes

Albany Police Department

Part I Crimes Committed During the Month of July 2015 with Comparisons of July 2014 & 2013

Actual Offenses	2015 2014 Month to Month		+/- Change		2015 2013 Month to Month		+/- Change	
Offenses Committed	July 2015	July 2014	#	%	July 2015	July 2013	#	%
Homicide	1	0	1	*NC	1	0	1	*NC
Rape	4	1	3	300.00	4	1	3	300.00
Robbery	22	16	6	37.50	22	24	-2	-8.33
Aggravated Assault	58	42	16	38.10	58	53	5	9.43
Violent Crime Total	85	59	26	44.07	85	78	7	8.97
Arson	1	1	0	0.00	1	1	0	0.00
Burglary	110	120	-10	-8.33	110	129	-19	-14.73
Larceny	299	274	25	9.12	299	308	-9	-2.92
Auto Theft	18	10	8	80.00	18	17	1	5.88
Property Crime Total	428	405	23	5.68	428	455	-27	-5.93
Crime Trend Total	513	464	49	10.56	513	533	-20	-3.75

Part I Case Clearances During the Month of July 2015 with Comparisons of July 2014 & 2013

	2015	2014	2013	2015	2014	2013
Offenses Cleared	July # Cleared	July # Cleared	July # Cleared	July % Cleared	July % Cleared	July % Cleared
Homicide	1	0	0	100.00%	*NC	*NC
Rape	0	0	0	0.00%	0.00%	0.00%
Robbery	9	9	10	40.91%	56.25%	41.67%
Aggravated Assault	27	18	29	46.55%	42.86%	54.72%
Violent Crime Cleared	37	27	39	43.53%	45.76%	50.00%
Arson	1	0	0	100.00%	0.00%	0.00%
Burglary	25	9	17	22.73%	7.50%	13.18%
Larceny	44	68	63	14.72%	24.82%	20.45%
Auto Theft	4	3	6	22.22%	30.00%	35.29%
Property Crime Cleared	74	80	86	17.29%	19.75%	18.90%
Clearance Total	111	107	125	21.64%	23.06%	23.45%

* The Crime Trend and Clearance Totals do not include percentages for numbers not divisible by 0.

Year to Date Part I Crimes

Albany Police Department

Part I Crimes Committed Year-to-date as of July 2015 with Comparisons of July 2014 & 2013								
Actual Offenses	2015 Year to Date		2014 Year to Date		+/- Change			
	July 2015	July 2014	#		%			
Offenses Committed								
Homicide	7	3	4		133.33			
Rape	20	15	5		33.33			
Robbery	109	93	16		17.20			
Aggravated Assault	336	275	61		22.18			
Violent Crime Total	472	386	86		22.28			
Arson	13	9	4		44.44			
Burglary	649	708	-59		-8.33			
Larceny	1630	1737	-107		-6.16			
Auto Theft	109	107	2		1.87			
Property Crime Total	2401	2561	-160		-6.25			
Crime Trend Total	2873	2947	-74		-2.51			

Part I Case Clearances Year-to-date as of July 2015 with Comparisons of July 2014 & 2013								
	2015	2014	2013					
Offenses Cleared	July # Cleared	July # Cleared	July # Cleared	2015	2014	2013		
				July % Cleared	July % Cleared	July % Cleared		
Homicide	5	3	4	71.43%	100.00%	80.00%		
Rape	10	9	5	50.00%	60.00%	50.00%		
Robbery	29	24	32	26.61%	25.81%	32.65%		
Aggravated Assault	168	132	131	50.00%	48.00%	44.26%		
Violent Crime Cleared	212	168	172	44.92%	43.52%	42.05%		
Arson	5	0	4	38.46%	0.00%	30.77%		
Burglary	111	87	82	17.10%	12.29%	12.71%		
Larceny	320	396	382	19.63%	22.80%	19.65%		
Auto Theft	29	34	24	26.61%	31.78%	25.53%		
Property Crime Cleared	465	517	492	19.37%	20.19%	18.25%		
Clearance Total	677	685	664	23.56%	23.24%	21.38%		

* The Crime Trend and Clearance Totals do not include percentages for numbers not divisible by 0.

Monthly Part II and Other Crimes

Albany Police Department

Part II Crime Comparison of July 2014 Data with Previous Year/Month									
Part II Crimes	July 2015	July 2014	+/- #	Change %		July 2015	June 2015	+/- #	Change %
Disorderly Conduct	73	72	1	1.39		73	64	9	14.06
Domestic Violence	98	165	-67	-40.61		98	60	38	63.33
Disorderly w/intoxicated	0	0	0	*NC		0	0	0	*NC
D.U.I.	6	16	-10	-62.50		6	12	-6	-50.00
Child Molestation	2	1	1	100.00		2	3	-1	-33.33
Cruelty to Child	0	2	-2	-100.00		0	0	0	*NC
Child Protec: Curfew	1	0	1	*NC		1	0	1	*NC
Child Protec:Truancy	0	0	0	*NC		0	0	0	*NC
Interfere w/Custody	1	3	-2	-66.67		1	0	1	*NC
Child Abandonment	0	0	0	*NC		0	0	0	*NC
Enticing a Child	0	1	-1	-100.00		0	0	0	*NC
Forgery	9	10	-1	-10.00		9	9	0	0.00
Noise Ordinance Viol.	0	2	-2	-100.00		0	0	0	*NC
Harassing Phone Calls	6	4	2	50.00		6	4	2	50.00
Loitering	2	7	-5	-71.43		2	3	-1	-33.33
Missing Persons	18	21	-3	-14.29		18	17	1	5.88
Runaway	4	0	4	*NC		4	5	-1	-20.00
Suicide	0	0	0	*NC		0	0	0	*NC
Underage Poss./Consum.	0	4	-4	-100.00		0	0	0	*NC
Criminal Damage	21	37	-16	-43.24		21	16	5	31.25
Theft: Gas Drive Off	1	1	0	0.00		1	0	1	*NC
Simple Assault	0	2	-2	-100.00		0	0	0	*NC
Simple Battery	8	87	-79	-90.80		8	19	-11	-57.89
Battery	6	27	-21	-77.78		6	11	-5	-45.45
Obstruct/Hinder Police	3	25	-22	-88.00		3	8	-5	-62.50
Sexual Battery	5	2	3	150.00		5	4	1	25.00
Open Container	11	24	-13	-54.17		11	9	2	22.22
Sodomy	0	2	-2	-100.00		0	0	0	*NC
Statutory Rape	1	2	-1	-50.00		1	0	1	*NC
Saggy Pants	2	11	-9	-81.82		2	1	1	100.00
All Cases Not Listed	321	665	-344	-51.73		321	361	-40	-11.08
Total Part II Crime	599	1193	-594	-49.79		599	606	-7	-1.16

** The Crime Trend and Clearance Totals do not include percentages for numbers not able to be divided by 0.

Year to Date Part II and Other Crimes

Albany Police Department

Part II Crime Comparison of 2015 Year to Date with Previous Years 2014 & 2013									
Part II Crimes	YTD 2015	YTD 2014	+/- #	Change %		YTD 2015	YTD 2013	+/- #	Change %
Disorderly Conduct	442	442	0	0.00		442	495	-53	-10.71
Domestic Violence	1072	862	210	24.36		1072	1058	14	1.32
Disorderly wh/intoxicated	1	0	1	*NC		1	0	1	*NC
D.U.I.	66	80	-14	-17.50		66	69	-3	-4.35
Child Molestation	13	27	-14	-51.85		13	25	-12	-48.00
Child Cruelty	17	36	-19	-52.78		17	25	-8	-32.00
Curfew	1	0	1	*NC		1	2	-1	-50.00
Truancy	3	1	2	200.00		3	1	2	200.00
Interfere w/Custody	35	24	11	45.83		35	8	27	337.50
Child Abandonment	0	0	0	*NC		0	0	0	*NC
Enticing a Child	2	1	1	100.00		2	0	2	*NC
Forgery	68	81	-13	-16.05		68	126	-58	-46.03
Noise Ordinance Viol.	0	3	-3	-100.00		0	0	0	*NC
Harassing Phone Calls	30	41	-11	-26.83		30	46	-16	-34.78
Loitering	15	20	-5	-25.00		15	27	-12	-44.44
Missing Persons	145	148	-3	-2.03		145	149	-4	-2.68
Runaway	10	5	5	100.00		10	4	6	150.00
Suicide	1	1	0	0.00		1	3	-2	-66.67
Underage Poss./Consum.	2	15	-13	-86.67		2	14	-12	-85.71
Criminal Damage	129	155	-26	-16.77		129	154	-25	-16.23
Theft: Gas Drive Off	5	6	-1	-16.67		5	8	-3	-37.50
Simple Assault	26	21	5	23.81		26	61	-35	-57.38
Simple Battery	402	666	-264	-39.64		402	589	-187	-31.75
Battery	136	175	-39	-22.29		136	207	-71	-34.30
Obstruction of Officer	108	159	-51	-32.08		108	100	8	8.00
Sexual Battery	13	13	0	0.00		13	10	3	30.00
Open Container	87	112	-25	-22.32		87	67	20	29.85
Sodomy	3	9	-6	-66.67		3	11	-8	-72.73
Statutory Rape	3	6	-3	-50.00		3	4	-1	-25.00
Saggy Pants	36	106	-70	-66.04		36	206	-170	-82.52
All Other Cases	3074	4489	-1415	-31.52		3074	3874	-800	-20.65
Total Part II Crime	5945	7704	-1759	-22.83		5945	7343	-1398	-19.04

** The Crime Trend and Clearance Totals do not include percentages for numbers not able to be divided by 0.

Monthly Part I Crimes by District

Albany Police Department

July 2015

West Actual Offenses			
Offenses Committed	July 2015	June 2015	Year to Date 2015
Homicide	0	0	1
Rape	2	1	6
Robbery	7	3	30
Aggravated Assault	20	9	79
Violent Crime Total	29	13	116
Arson	0	0	0
Burglary	42	40	220
Larceny	103	111	638
Auto Theft	5	4	41
Property Crime Tot.	150	155	899
Crime Trend Total	179	168	1015

Central Actual Offenses			
Offenses Committed	July 2015	June 2015	Year to Date 2015
Homicide	1	0	5
Rape	1	1	5
Robbery	8	10	51
Aggravated Assault	25	19	169
Violent Crime Total	35	30	230
Arson	24	6	7
Burglary	93	150	174
Larceny	10	409	502
Auto Theft	1	24	34
Property Crime Tot.	128	589	717
Crime Trend Total	163	619	947

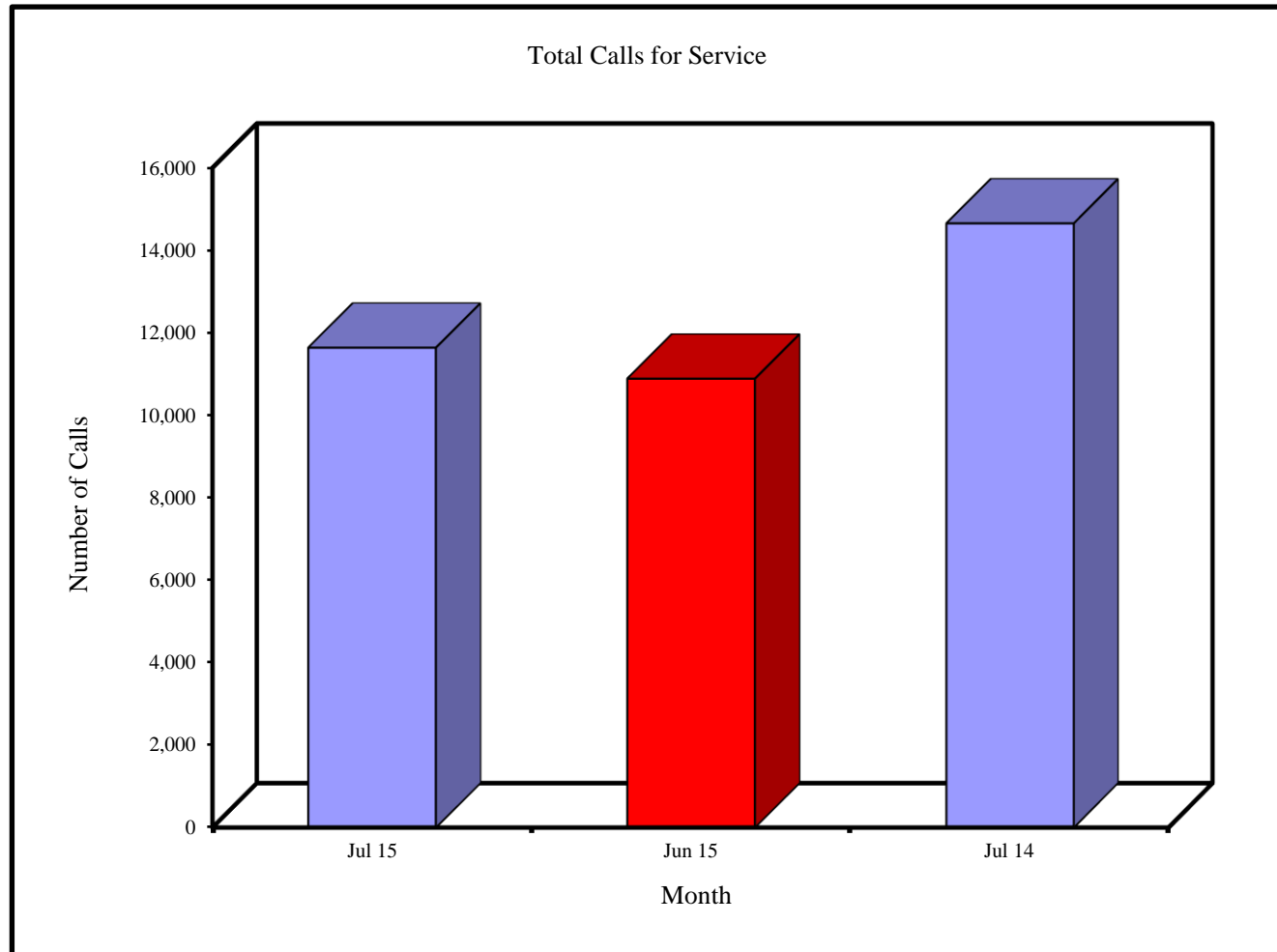
East Actual Offenses			
Offenses Committed	July 2015	June 2015	Year to Date 2015
Homicide	0	0	1
Rape	1	0	9
Robbery	7	9	28
Aggravated Assault	13	13	88
Violent Crime Total	21	22	126
Arson	0	2	6
Burglary	44	32	255
Larceny	103	82	490
Auto Theft	3	4	34
Property Crime Tot.	150	120	785
Crime Trend Total	171	142	911

Monthly Total Calls for Service

Albany Police Department

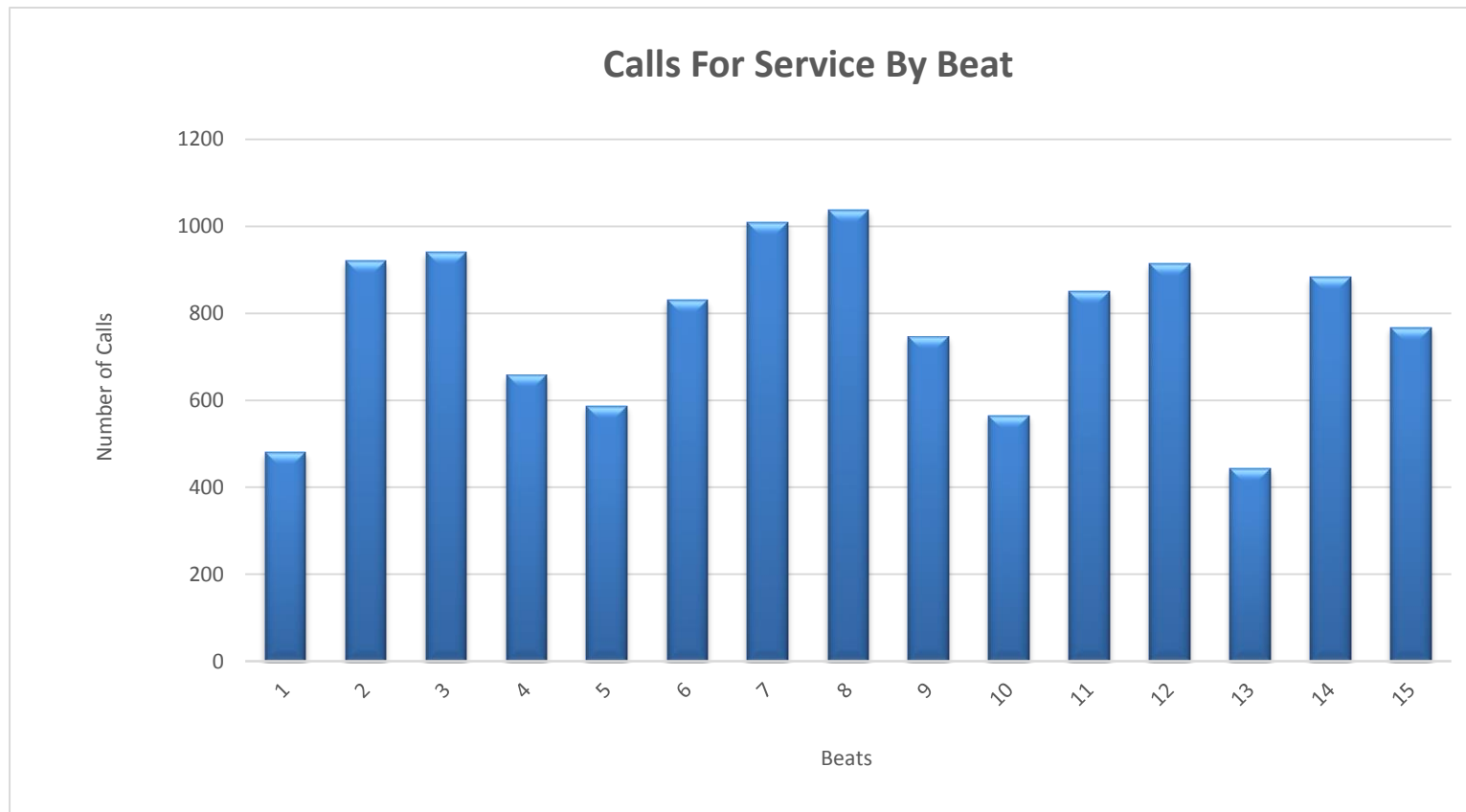
Total Calls For Service

Jul 15	Jun 15	Jul 14
11,635	10,884	14,650



Monthly Calls for Service by Beats

Albany Police Department

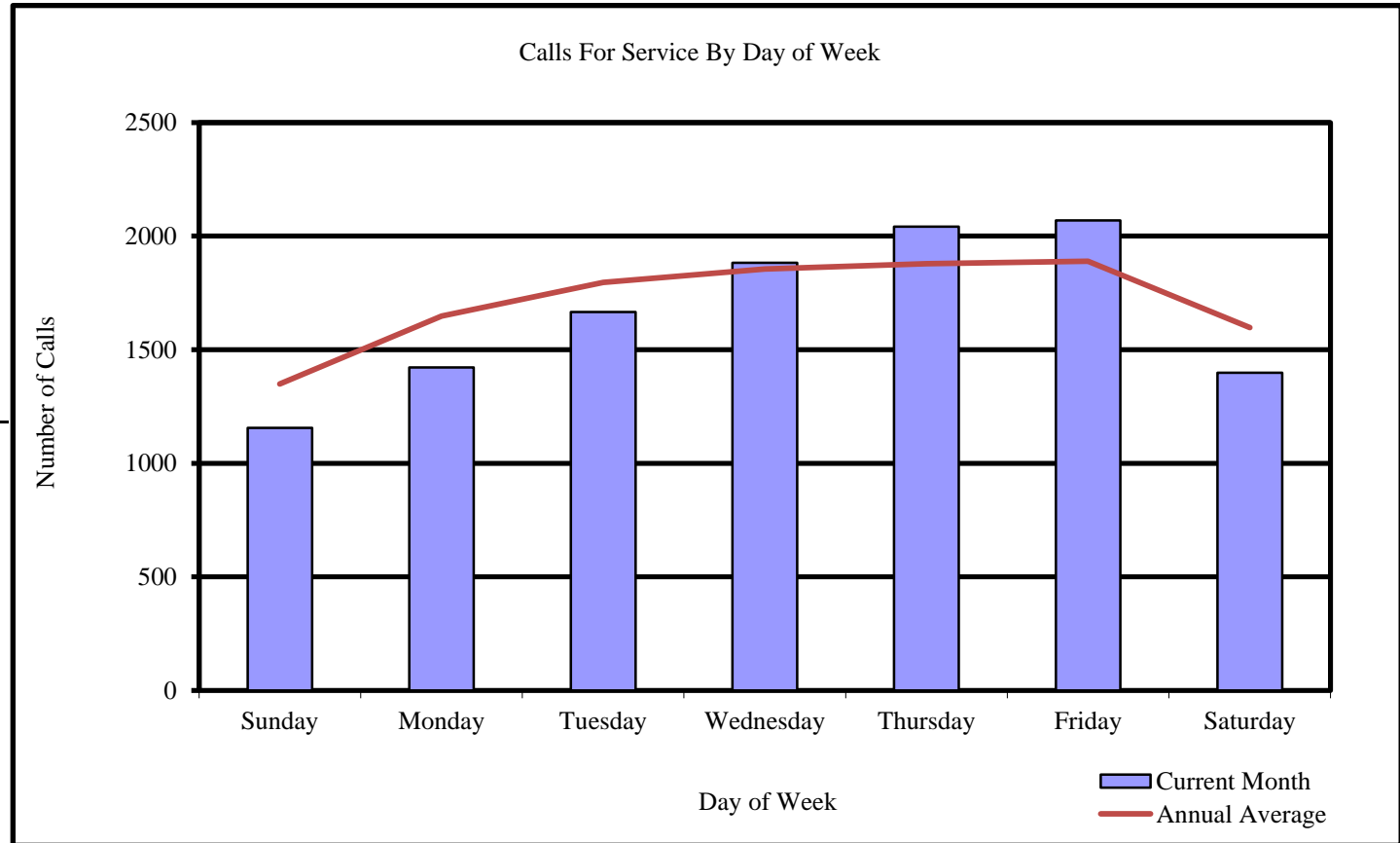


Beats	1	2	3	4	5	6	7	8	9	10	11	12	13	14	15
Calls in July 2015	480	920	941	658	587	830	1010	1038	746	565	852	914	443	883	768

Monthly Calls for Service by Day of Week

Albany Police Department

<u>Calls For Service</u>	
Day	July 2015
Sunday	1156
Monday	1422
Tuesday	1666
Wednesday	1882
Thursday	2042
Friday	2069
Saturday	1398
	<hr/> 11635

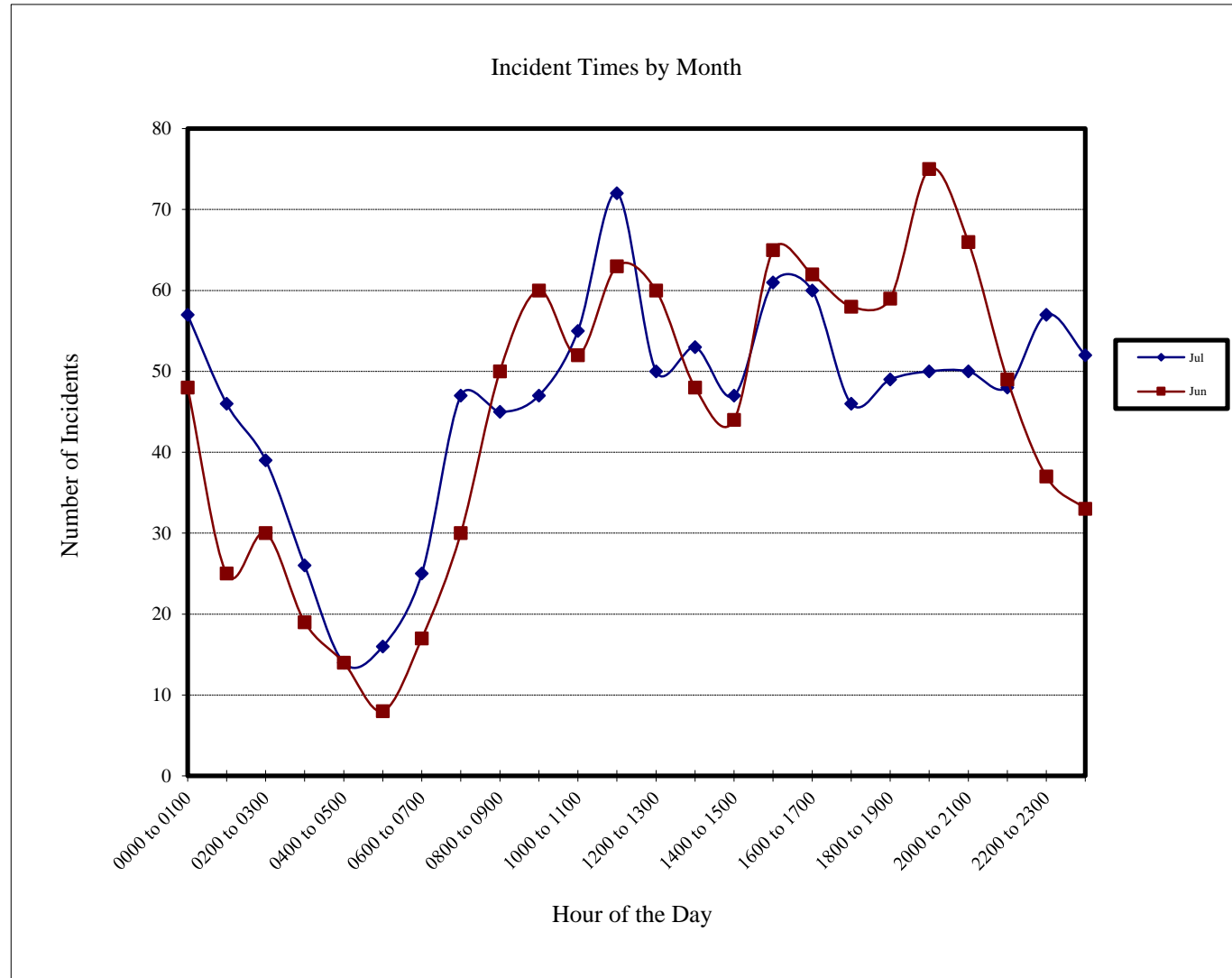


Incidents by Hour

Albany Police Department

Incident Times by Month

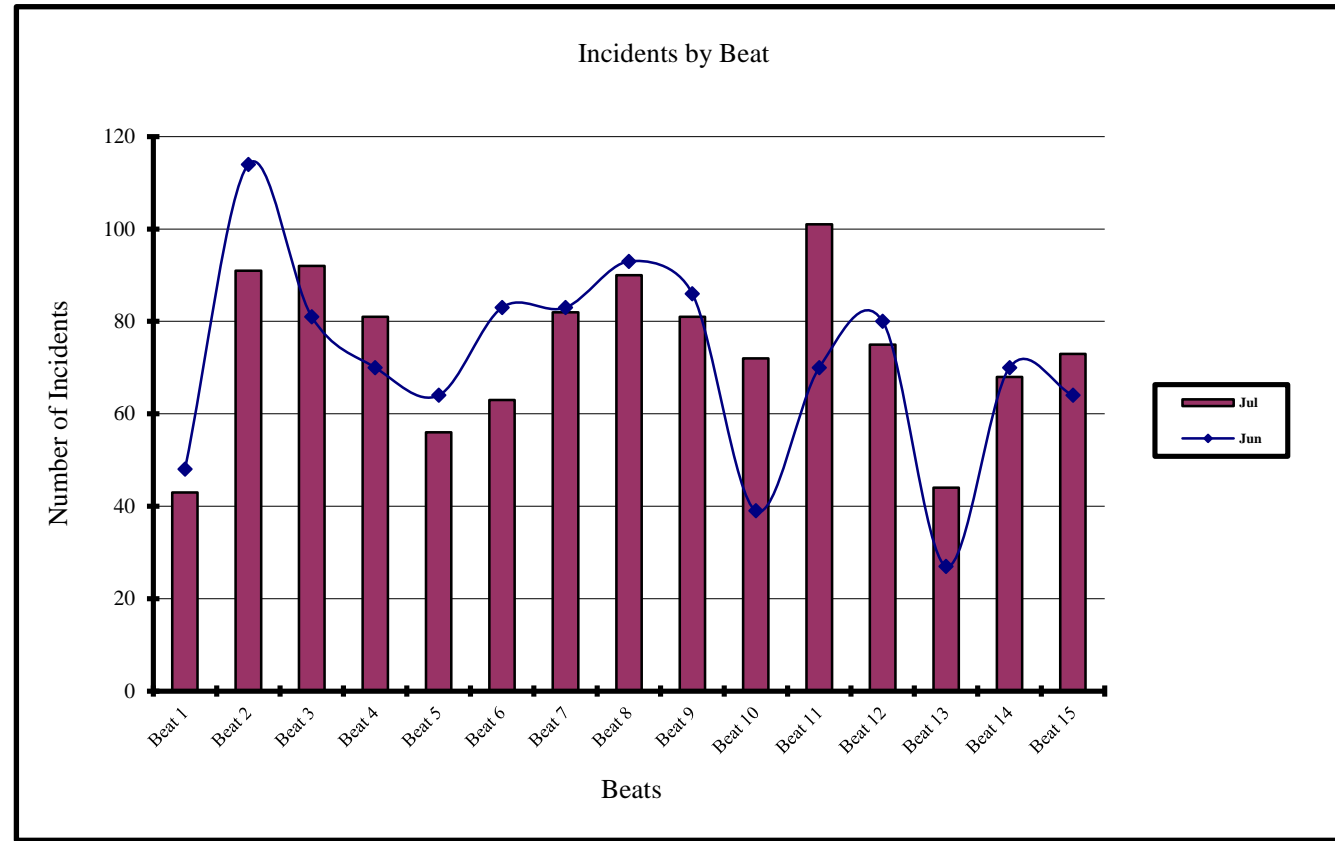
Hour of Day	Jul 2015	Jun 2015
0000 to 0100	57	48
0100 to 0200	46	25
0200 to 0300	39	30
0300 to 0400	26	19
0400 to 0500	14	14
0500 to 0600	16	8
0600 to 0700	25	17
0700 to 0800	47	30
0800 to 0900	45	50
0900 to 1000	47	60
1000 to 1100	55	52
1100 to 1200	72	63
1200 to 1300	50	60
1300 to 1400	53	48
1400 to 1500	47	44
1500 to 1600	61	65
1600 to 1700	60	62
1700 to 1800	46	58
1800 to 1900	49	59
1900 to 2000	50	75
2000 to 2100	50	66
2100 to 2200	48	49
2200 to 2300	57	37
2300 to 2400	52	33



Current and Previous Months Comparison of Incidents by Beat

Albany Police Department

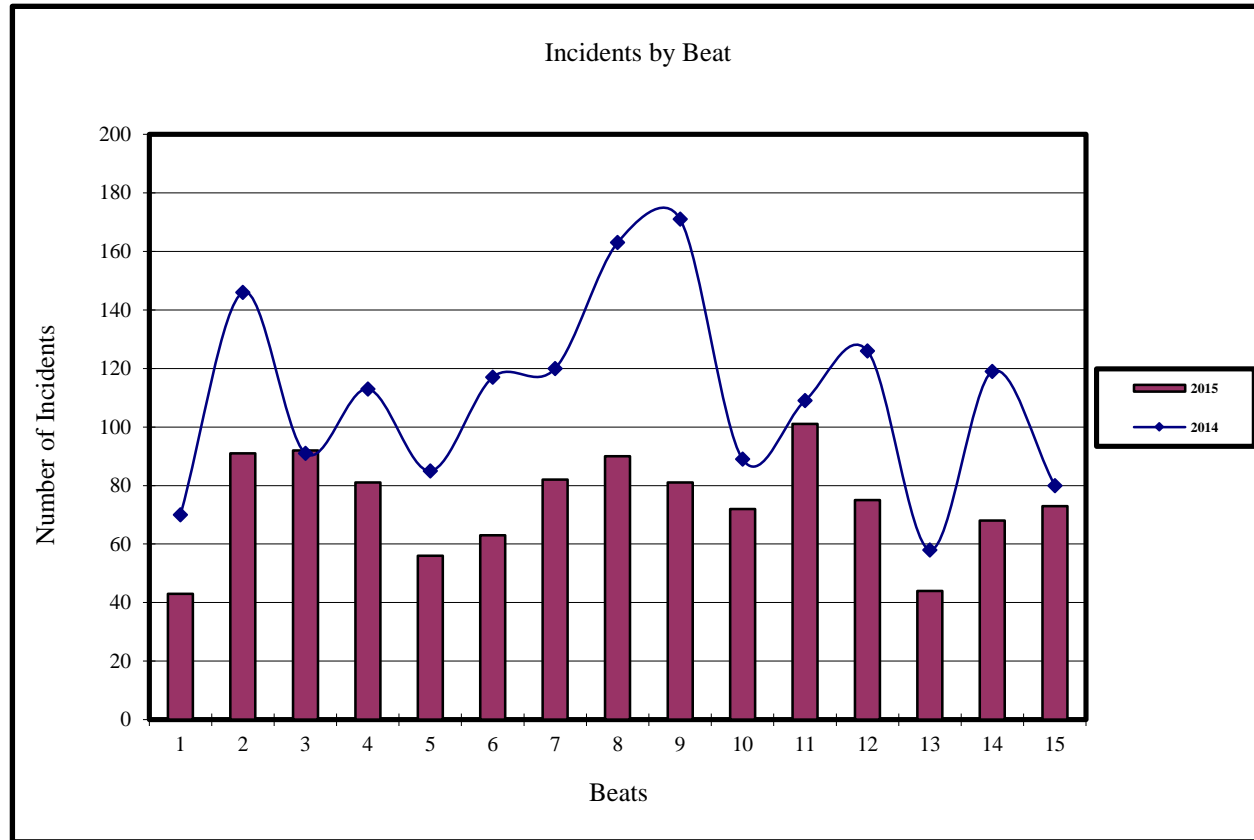
Beat	Incidents	
	Jul 2015	Jun 2015
Beat 1	43	48
Beat 2	91	114
Beat 3	92	81
Beat 4	81	70
Beat 5	56	64
Beat 6	63	83
Beat 7	82	83
Beat 8	90	93
Beat 9	81	86
Beat 10	72	39
Beat 11	101	70
Beat 12	75	80
Beat 13	44	27
Beat 14	68	70
Beat 15	73	64



Current and Previous Year Comparision of Incidents by Beat

Albany Police Department

Incidents		
Beat	July 2015	July 2014
Beat 1	43	70
Beat 2	91	146
Beat 3	92	91
Beat 4	81	113
Beat 5	56	85
Beat 6	63	117
Beat 7	82	120
Beat 8	90	163
Beat 9	81	171
Beat 10	72	89
Beat 11	101	109
Beat 12	75	126
Beat 13	44	58
Beat 14	68	119
Beat 15	73	80



Current and Previous Month Comparison of Monthly Incidents by Day of Week

Albany Police Department

Incidents		
Day	Jul 2015	Jun 2015
Sunday	134	119
Monday	139	192
Tuesday	150	189
Wednesday	196	137
Thursday	179	153
Friday	191	141
Saturday	123	141

